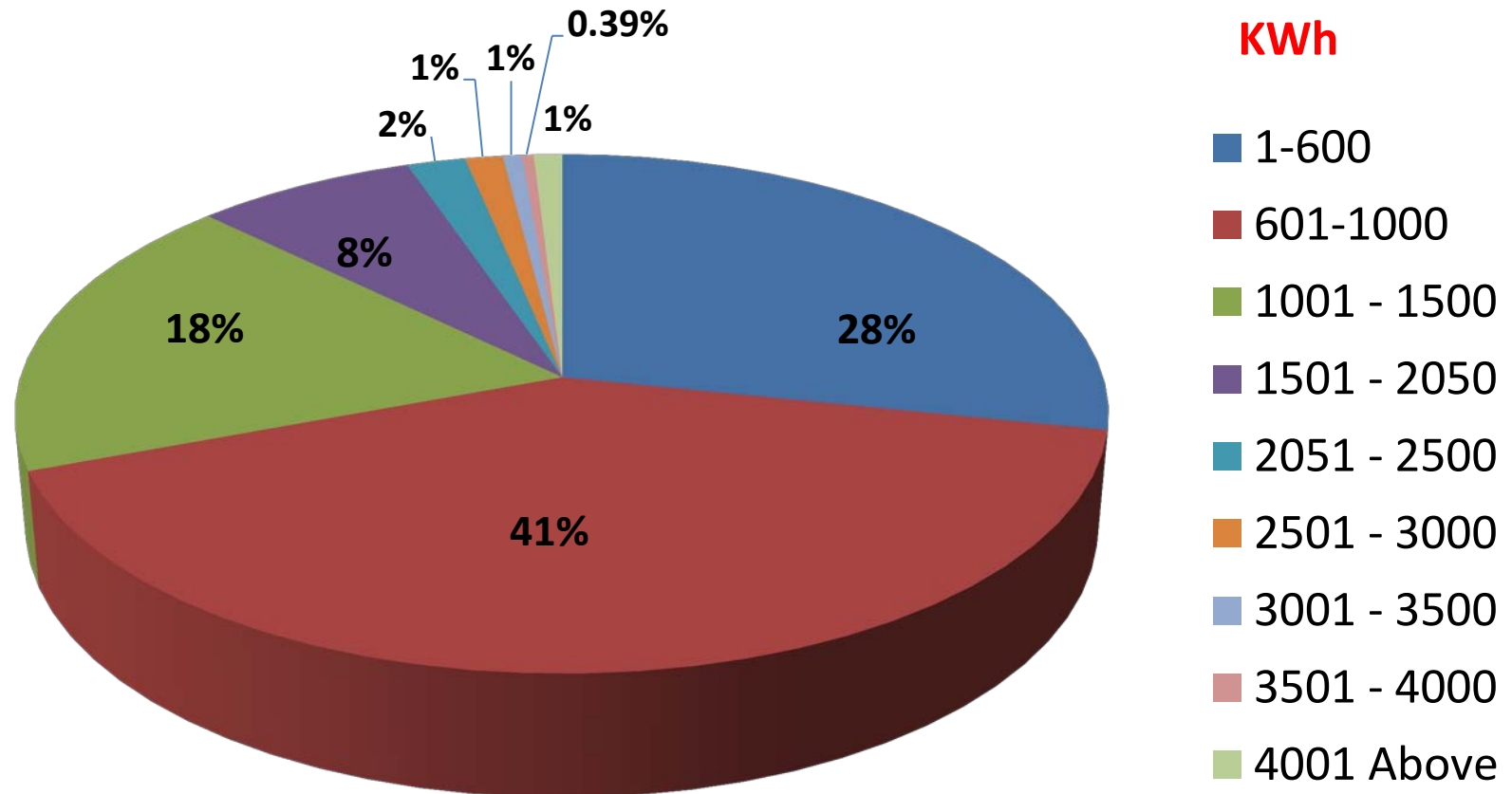




Demography of Electricity Consumption for Residential Customers 2013

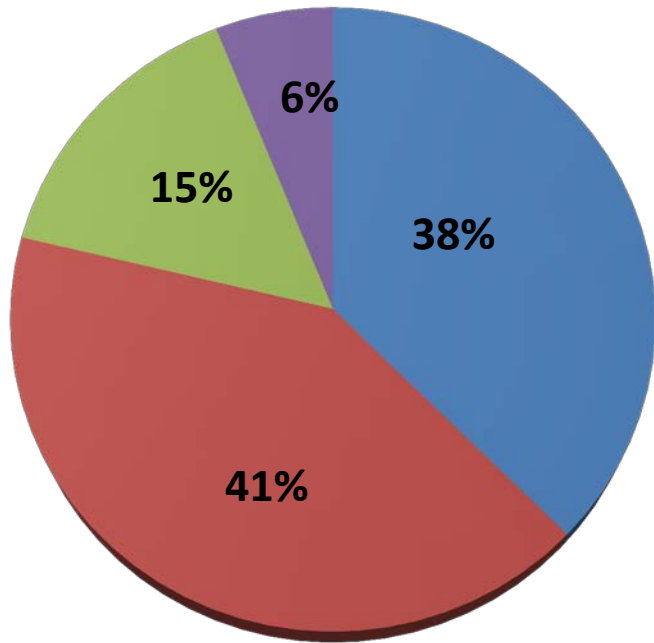


Note: 95% of the total population are not affected i.e. pay the same price or less, with the new tariff as compared to the old tariff.

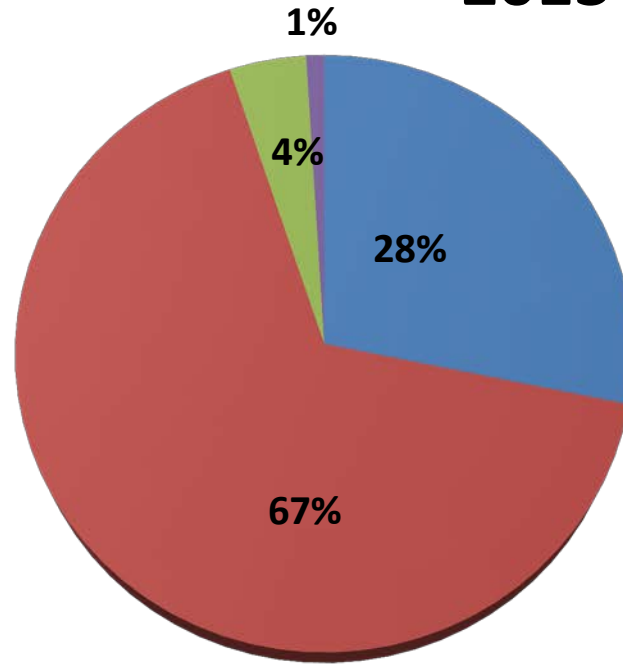


Demography of electricity consumption for Residential Customers 2012 vs. 2013

2012



2013



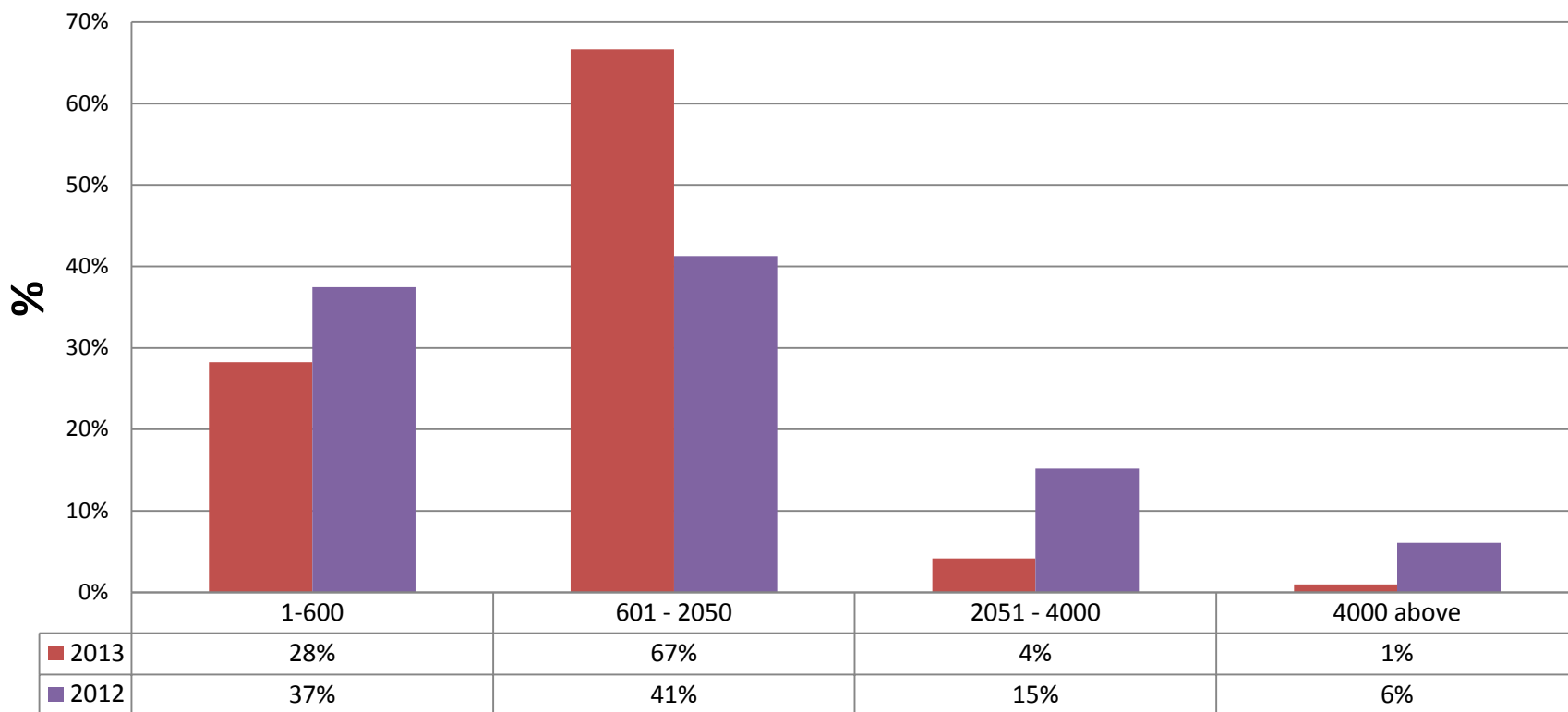
KWh

- 1-600
- 601 - 2050
- 2051 - 4000
- 4000 above

DEMOGRAPHY 2012 and 2013



	2013		2012	
	No.Acc	%	No.Acc	%
1-600	21779	28%	28849	37%
601 - 2050	51415	67%	31785	41%
2051 - 4000	3198	4%	11698	15%
4000 above	746	1%	4698	6%
	77138		77,030	





2013

POSTPAID + PREPAID

kWh	No. of accounts	Tariff	No. of 2 hp airconditioner
1-600	21,779	\$6.00	1
601-1000	31,671	\$38.00	2
1001 - 1500	13,846	\$78.00	3
1501 - 2000	5,518	\$118.00	4
2001 - 2500	1,792	\$168.00	5
2501 - 3000	984	\$218.00	6
3001 - 3500	501	\$268.00	7
3501 - 4000	301	\$318.00	8
4001 - 4500	190	\$378.00	9
4501 - 5000	108	\$438.00	10
Above 5001	448	\$558.00	> 10
Total	77,138		